

An Ingenious Take-Apart Brazilian Fighter Kite

This kite was engineered and designed by Pedro and Esteban Gonzalez of Spain.

(ALL RIGHTS ARE RESERVED; the Brazilian pipa kite pattern itself is not part of the copyright held on the kite. The copyrights include the printed graphics and the spar tensioning method.)

I had the good fortune to meet both Pedro and Esteban at the Washington State International Kite Festival in August of 2007. They are both super nice people and unusually talented kite makers and designers! They make mostly incredible inflatable giant single line kites and are invited to display their kites at festivals all over the world! These are unique and spectacular kites!


Recently they've become interested in making and flying fighter kites! They began production of a buka which has been a very successful selling kite for them.....and they hold line touch competitions with their customers. They even use the FairStart at each competition!

They have several friends from Brazil who've asked them to make a Brazilian 'pipa' style fighter kite....so they did. This is a fold up, take-apart fighter that can be assembled, tuned and adjusted in about one minute, maybe less!

The photos here do not do their craftsmanship any justice at all, nor do the photos do any justice to the incredible printed ½ oz. ripstop polyester skin on the kite. One of the many unique aspects of the Gonzalez' kites is they use a special printer and print images on the fabric before they cut out the skins. Some of the skins they print are show stoppers!!


When I saw this Brazilian kite of theirs, I couldn't believe my eyes! It was beautiful and the quickness in which they showed me how to assemble it was something I'd never seen.....it is awesome! The kite uses a 2-point bridle. And can be balanced, right to left, perfectly in a matter of seconds.

The photos show most of what you'll most likely want to know about this kite.




Above is the kite folded up for travel.

To the right is a photo of the assembled kite ready to fly.



So, you are probably asking, how do they do that?

Below a brief description and some photos help solve the mystery for you.



There is a line running from one end of the leading edge spar to the other and it goes through a loop that is tied to the center of the leading edge spar. The loop size is controlled by an adjustable tautline hitch knot. The overall length of the leading edge line is longer than is needed to simply have it reach the top of the spine. There is enough line so that on each side of the center loop, a small amount of the line can be put into the nock on the nose of the spine. Then, adjust the length of the center loop to create the amount of tension you want in the kite. The tension creates a curve in both the spine and the leading edge spar.



Here is a closer photo of the nose end of the spine showing the lines and how they are set in the nock at the nose of the spine.

Once the loop is adjusted for the amount of bend you want, you then simply move the nose of the spine so it is straight. If when flying, the kite tends to turn always to one side or the other, for example, all you need to do is move the nose of the spine slightly to get the kite tracking perfectly! When you move the nose, make sure the lines in the nock also adjust slightly, and that is how the tuning adjustment works.

Also, I was blown away when I flew this kite.....it is a superb flyer. The lower horizontal spar is removable, so you can insert a smaller or larger diameter spar to adjust for the wind speed you are flying in!

If you want ½ oz polyester, Icarex type, ripstop fabric printed with any image you want, send Pedro the image as a jpg, he can print it for you!

Also, if you want to order some of his kites, and he has many interesting fighter and fighter type kites that are every bit as ingenious as this one, email him here: pedro@esste.com.

In fact he and Esteban invented and produce the world's first 'FreeStyle' single line maneuverable kite! This is a single line maneuverable kite that can do fighter kite style maneuvers as well as many of the dual line sport kite maneuvers!! I would have purchased one from him, but in only a couple of days at the festival, they had sold out! So, I've emailed him with my order.

Grins, bruce